



- [GOAL Events](#)
- [Advocate Magazine](#)
- [Aquademia Podcast](#)
- [Blog](#)
- [Contact](#)
- 
- 
- 
- 
- 
- [Log In](#)



- [About](#)
  - [Who We Are](#)
  - [Our History](#)
  - [Our Team](#)
  - [Sustainable Development Goals](#)
  - [Careers](#)
- [Membership](#)
  - [Overview](#)
  - [Our Members](#)
  - [Corporate Membership](#)
- [Resources](#)
- [Certification](#)
  - [Best Aquaculture Practices](#)
  - [Best Seafood Practices](#)

Search...



[Log In](#)

- [About](#)
  - [Who We Are](#)
  - [Our History](#)
  - [Our Team](#)
  - [Sustainable Development Goals](#)
  - [Careers](#)
- [Membership](#)
  - [Overview](#)
  - [Our Members](#)
  - [Corporate Membership](#)
- [Resources](#)
- [Certification](#)
  - [Best Aquaculture Practices](#)
  - [Best Seafood Practices](#)
- [GOAL Events](#)
- [Advocate Magazine](#)
- [Aquademia Podcast](#)
- [Blog](#)
- [Contact](#)



Post-harvest quality of freshwater prawns, part 2




1 January 2011 George J. Flick, Jr., Ph.D.



## Microbial composition, food safety







Many of the human pathogens found in freshwater shrimp are capable of surviving frozen storage, but are killed or inactivated by thermal processes.

The freshwater shrimp (*Macrobrachium rosenbergii*) is a major aquaculture species due to its high fecundity, rapid growth, wide range of salinity and temperature tolerance and disease resistance, as well as its acceptable taste and high commercial value.

## Possible pathogens

Farmed freshwater shrimp can contain significant pathogenic bacteria that can result in foodborne illness unless care is exercised by producers, retailers and consumers. Additionally, many of the human pathogenic bacteria can be responsible for significant mortalities in culture animals if good production management practices are not implemented.

### *Aeromonas*

*Aeromonas hydrophila*, a common microorganism in pond aquaculture systems, has been reported as a cause of acute diarrheal disease, particularly in children and immunocompromised patients.

In research, four strains of *A. hydrophila* were grown at two temperatures in shrimp purée and two microbiological media. Results showed reduced cytotoxic and hemolytic activity for *A. hydrophila* in shrimp purée compared with the two media, despite increased proteolytic activity in most cases. It was suggested that shrimp protein provides some protection against the pathogen by binding with the hemolysin and protecting the erythrocytes.

### *Vibrio*

Microbiological analyses of freshwater shrimp and growing waters have revealed the presence of several human *Vibrio* pathogens, particularly *V. cholerae* 01 and *V. parahaemolyticus*. In addition to being a human pathogen, *V. parahaemolyticus* can cause mortalities in shrimp as great as 80 percent while also causing black discoloration on the carapace, red discoloration of the exoskeleton and loss of appendages. The discoloration results in general consumer rejection of shrimp, while appendage loss is considered a quality defect by Asian customers.

There is some evidence that *V. cholerae* 01 occurs naturally in the environment independent of human fecal contamination. Seafood has been a major transmission vehicle for the pathogen, as cross-contamination during harvesting, processing and distribution may occur.

In a study, shrimp samples with and without the adhering carapace were heated prior to inoculating with cells of *V. cholerae* 01. One-half of the samples were stored frozen at -20 degrees C, and the other half were heated to boiling temperatures.

Viable cells of the test microorganism were recovered from samples without carapaces stored under frozen conditions for 36 days. In contrast, no living cells were recovered after 26 days from samples with carapaces. Boiling inactivated or destroyed *V. cholerae* 01 in both the samples with and without carapaces within two minutes of exposure.



It is important that aquaculture producers understand the connection between fecal bacteria contamination and the likelihood of human pathogens in their shrimp.

### ***Listeria***

*Listeria monocytogenes* contamination in seafood has been implicated in several cases of listeriosis. The microorganism grows at normal refrigeration temperatures and is relatively resistant to damage due to freezing.

Several studies reported that 9 to 11 percent of shrimp samples were positive for *L. monocytogenes*. One study found 28 percent of raw seafood positive for the organism.

In a study, cooked, peeled and deveined shrimp were inoculated with a five-strain mixture of *L. monocytogenes* and packaged in air, vacuum or 100 percent carbon dioxide-modified atmosphere and then stored at 3, 7 and 12 degrees-C for 15 days. Results demonstrated that shrimp packaged in carbon dioxide and stored at 3 degrees-C did not permit growth of the microorganism during storage, while the other packaging/temperature combinations allowed multiplication of the bacterium.

Carbon dioxide packaging also resulted in the slowest growth of psychrotrophic bacteria and more acceptable sensory, odor and appearance scores at the end of storage. When strict temperature control is difficult, such as during processing, transportation, retailing or home use, additional processing controls may be necessary to ensure safety.

### ***E. coli, salmonella***

An international study was performed on aquaculture shrimp by analyzing 1,234 samples from 103 shrimp farms in six countries for the presence of fecal coliforms, *Escherichia coli* and *Salmonella* species. A significant ( $P = 0.0342$ ) relationship was found between the log number of fecal bacteria and the probability that any given sample would contain *Salmonella*. The likelihood of a sample containing *Salmonella* was increased 1.2 times with each 10-fold increase in fecal coliform or *E. coli* concentration.

The statistical relationship among *Salmonella* concentrations and those of fecal coliforms and *E. coli* was highest in grow-out pond water. The likelihood of identifying *Salmonella* in grow-out water increased 2.7 times with each log increase in fecal coliform concentration and 3.0 times with each log increase in *E. coli* concentration.

*Salmonella* is not part of the natural flora of the shrimp culture environment, nor is it inherently present in shrimp ponds. The occurrence of *Salmonella* in shrimp from aquaculture operations is related to the concentration of fecal bacteria in the source of the grow-out water (Table 1).

## Flick, Sample types and frequency of Salmonella, Table 1

Sample Type	Number of Samples	Positives (number)	Positives (%)
Feces	65	6	9.2
Holding pond water	40	1	2.5
Other animals*	5	0	0
Pond sediment	225	2	1.0
Pond growout water	261	9	3.5
Ice	16	0	0
Processing water	22	3	13.6
Drinking water	117	5	4.3
Probiotics, fertilizer	25	1	4.0
Shrimp	247	4	1.6
Shrimp feed	63	0	0
Source sediment	25	6	24.0
Source water	120	6	5.0
Wastewater	3	1	33.0
Total	1,234	44	3.6

\* Includes crabs and frogs.

Table 1. Sample types and frequency of Salmonella at shrimp farms.

### Amines

Amines are formed during spoilage of shrimp as a result of bacterial decarboxylation of free amino acids. Both mesophilic and psychrophilic bacteria possess more than one decarboxylase enzyme. Among the amines, histamine has been most frequently implicated in food poisoning, and the diamines, primarily putrescine and cadaverine, are known to enhance histamine poisoning. Putrescine has been suggested as an index of decomposition in shrimp.

The survival of amine-forming bacteria during the ice storage of shrimp was investigated up to 14 days. The initial bacterial load was reduced one log from an initial concentration of 105 cfu/g due to cold shock. The total incidence of biogenic amine-forming bacteria was found to be 56.05 percent in shrimp.

The amine-forming bacteria identified were cadaverine- and putrescine-forming bacteria, and no histamine was detected. Gram-negative *Alcaligenes*, *Flavobacterium*, *Acinetobacter*, *Shewanella* and *Pseudomonas* were the predominant amine-forming bacteria. In addition, the only Gram-positive genus was *Micrococcus*. *Aeromonas* and *Photobacterium* were also present, and may be capable of forming amines in shrimp.

### Perspectives

Growing water appears to be the greatest factor affecting the type and quantity of human pathogenic bacteria in shrimp. It is important that aquaculture producers understand the connection between fecal bacteria contamination and the likelihood of isolating human pathogens in their shrimp.

Producers should identify the potential sources of contamination that affect source water and growout pond water, and eliminate or minimize those pollution sources that are within their control. On farms using source water with high fecal coliforms or *Escherichia coli* concentrations, producers should consider using a holding pond to allow contaminated particulate matter to settle into the sediment.

(Editor's Note: This article was originally published in the January/February 2011 print edition of the Global Aquaculture Advocate.)

### Author



George J. Flick, Jr., Ph.D.

Food Science And Technology Department  
Virginia Tech/Virginia Sea Grant (0418)  
Blacksburg, Virginia 24061 USA

[117,100,101,46,116,118,64,103,107,99,105,108,102]

## Share

- [✉ Share via Email](#)
- [🐦 Share on Twitter](#)
- [f Share on Facebook](#)
- [in Share on LinkedIn](#)

## Tagged With

[Shrimp pathogens](#) [George J. Flick](#) [freshwater prawns](#) [Salmonella](#) [Amines](#) [E. coli](#)

## Related Posts

### Intelligence

#### [Post-harvest quality of freshwater prawns, part 1](#)

Spoilage in freshwater prawns is endogenous rather than exogenous and results from proteolytic enzymes in the cephalothorax.

### Intelligence

#### [Culture of giant freshwater prawns in China](#)

Farming of giant freshwater prawns is very popular in China. The Yangtze River Delta region produces more than 60 percent of the country's output. Production increases have resulted from a novel system that involves greenhouses that allow ponds to be stocked ahead by two months.

### Aquafeeds

#### [Feeding strategy supports freshwater prawns without fishmeal, fish oil](#)

Low-input culture practices for freshwater prawns can manage their growth and biological characteristics so they can be fed no fishmeal or fish oil.

## About The Advocate

The Responsible Seafood Advocate supports the Global Seafood Alliance's (GSA) mission to advance responsible seafood practices through education, advocacy and third-party assurances.

### [Learn More](#)

Search Responsible Seafood Advocate



## Advertising Opportunities

[2022 Media & Events Kit](#)

## Categories

[Aquafeeds](#) > [Health & Welfare](#) > [From Our Sponsors](#) > [Innovation & Investment](#) > [Intelligence Intelligence](#) > [Responsibility](#) > [Fisheries](#) > [Artículos en Español](#) >

## Don't Miss an Article

## Featured

- [Health & Welfare](#) [An update on vibriosis, the major bacterial disease shrimp farmers face](#)
- [Intelligence](#) [A seat at the table: Fed By Blue team says aquaculture needs a stronger voice](#)
- [Responsibility](#) [Quantifying habitat provisioning at macroalgae cultivation locations](#)

## Popular Tags

All Tags ▼

## Recent






- [Fisheries](#) [Second Test: Another filler for the fisheries category](#)
- [Fisheries](#) [Test: This is filler for the fisheries Category](#)
- [Aquafeeds](#) [Test Article](#)
- [Responsibility](#) [Study: Climate change will shuffle marine ecosystems in unexpected ways as ocean temperature warms](#)
- [Health & Welfare](#) [Indian shrimp researchers earn a patent for WSSV diagnostic tool](#)





- [About](#)
- [Membership](#)
- [Resources](#)
- [Best Aquaculture Practices \(BAP\)](#)
- [Best Seafood Practices \(BSP\)](#)
- [GOAL Events](#)
- [Advocate Magazine](#)
- [Aquademia Podcast](#)
- [Blog](#)
- [Contact](#)

#### Stay up to date with GSA

- 
- 
- 
- 
- 

Copyright © 2024 Global Seafood Alliance  
All rights reserved.

[Privacy](#)

[Terms of Use](#)

[Glossary](#)