



- [GOAL Events](#)
- [Advocate Magazine](#)
- [Aquademia Podcast](#)
- [Blog](#)
- [Contact](#)
-
-
-
-
-
- [Log In](#)



- [About](#)
 - [Who We Are](#)
 - [Our History](#)
 - [Our Team](#)
 - [Sustainable Development Goals](#)
 - [Careers](#)
- [Membership](#)
 - [Overview](#)
 - [Our Members](#)
 - [Corporate Membership](#)
- [Resources](#)
- [Certification](#)
 - [Best Aquaculture Practices](#)
 - [Best Seafood Practices](#)

Search...



[Log In](#)

- [About](#)
 - [Who We Are](#)
 - [Our History](#)
 - [Our Team](#)
 - [Sustainable Development Goals](#)
 - [Careers](#)
- [Membership](#)
 - [Overview](#)
 - [Our Members](#)
 - [Corporate Membership](#)
- [Resources](#)
- [Certification](#)
 - [Best Aquaculture Practices](#)
 - [Best Seafood Practices](#)
- [GOAL Events](#)
- [Advocate Magazine](#)
- [Aquademia Podcast](#)
- [Blog](#)
- [Contact](#)



Feeding strategies vary for shrimp producers



1 April 2005 Albert G.J. Tacon, Ph.D. Sergio F. Nates, Ph.D. Roderick J. McNeil, Ph.D.



Production costs depend on farming systems



No precise statistical information is available regarding the percentage of farmers who use fertilizers, supplementary feeds, or complete compounded diets.

In common with poultry and salmon, shrimp have a dietary requirement for 40 or so essential nutrients. However, in marked contrast to commercial poultry and salmon-farming operations, where animals are raised almost exclusively within intensive farming systems and fed nutritionally complete, artificially compounded diets for their entire life cycle, shrimp are currently farmed in a wide range of production systems and fed under an equally diverse array of feeding strategies throughout their life cycle.

Varied systems, varied feeding

The farming systems and feeding strategies currently employed for marine shrimp vary relative to the shrimp stage of development, culture species, country, and financial resources of the farmers. Some of the varied strategies used to grow out shrimp are shown in Table 1.

Table 1. Farming and feeding strategies used for growing shrimp from postlarvae to market size.

	Extensive Outdoor Farms	Extensive Outdoor Farms	Semi-Intensive Outdoor Farms	Intensive Outdoor Farms	Intensive Indoor Farms
Shrimp species	<i>Litopenaeus vannamei</i> , <i>Penaeus monodon</i> <i>P. chinensis</i> <i>P. indicus</i>	<i>L. vannamei</i> <i>P. monodon</i> <i>P. chinensis</i> <i>P. indicus</i>	<i>L. vannamei</i> <i>P. monodon</i> <i>P. chinensis</i>	<i>P. monodon</i> , <i>L. vannamei</i> , <i>Farfantepenaeus duorarum</i> <i>P. aztecus</i> <i>Fenneropenaeus merguensis</i>	<i>P. monodon</i> <i>L. vannamei</i> <i>P. indicus</i> <i>P. esculentus</i>
Rearing units	Large earthen ponds or enclosures up to 100 ha	Large earthen ponds or enclosures up to 100 ha	Earthen ponds of 1-20 ha	Earthen ponds of 1-20 ha	Plastic or concrete tanks of 100-1,500 m ³ or lined ponds of less than 1 ha
Water exchange	Tidal or pumping, less than 5%/day	Tidal or pumping, less than 5%/day	Pumping, 5-20%/day	Pumping, 5-40%/day, although not always, as in closed culture systems	Pumping, 2-5%/day, although not always, as in closed culture systems
Stocking rate	Usually less than 5 shrimp/m ²	Usually less than 5-10 shrimp/m ²	12-25 shrimp/m ² 10-20 shrimp/m ³	40-140 shrimp/m ² 25-75 shrimp/m ³	200-2,000 shrimp/m ² 120-750 shrimp/m ³
Aeration	None	None	Partial/continuous aeration, particularly at end of culture	Partial/continuous aeration, particularly at end of culture	Continuous aeration, particularly at end of culture with oxygen
Labor input	Usually less than 0.1 person/ha	Usually less than 0.1 person/ha	Low to moderate, 0.1-0.5 person/ha	High, 0.4-2 persons/ha	High, 1-3 persons/ha
Feeding regime	None	Fertilization and/or complete/supplementary diet feeding	Fertilization and/or complete/supplementary diet feeding	Fertilization and/or complete/supplementary diet feeding	Fertilization and/or complete/supplementary diet feeding
Feed conversion	–	0.9-1.3	1.2-1.75	1.4-2.0	1.4-3.0
Head-on shrimp production	Less than 500 kg/ha/year	Less than 1,000 kg/ha/year	1,000-3,000 kg/ha/year	10,000-40,000 kg/ha/year	40,000-340,000 kg/ha/year
Production cost	U.S. \$1.00-2.00/kg live shrimp	U.S. \$1.70-2.50/kg live shrimp	U.S. \$2.20-3.30/kg live shrimp	U.S. \$3.50-5.00/kg live shrimp	U.S. \$4.00-7.50/kg live shrimp

At present, no precise statistical information exists on the proportion of current global shrimp production obtained from these different farming systems, either by species or country. Total global production for 2002 was reported simply by the Food and Agriculture Organization of the United Nations in 2004 as 1.29 million metric tons (MT).

As with farming systems, no precise statistical information is available regarding the percentage of farmers who use fertilizers, supplementary feeds, or complete compounded diets. Despite this, it has been estimated that the total aquafeed production in 2002 was about 2.1 million MT. The bulk of shrimp culture and aquafeed production are located within Asia and Latin America.

Feed composition varies widely within and between countries, reflecting species and farming system differences, and the increasing demand by farmers for cheaper feeds rather than possibly more expensive but cost-effective feeds. Limited practical information concerning the dietary requirements of shrimp under practical culture conditions is available.



Aquafeed production costs range from as low as \$1 to \$2 per kilogram of live shrimp for conventional extensive outdoor farming with no external nutrient input to \$4 to \$7.50 for intensive indoor farming systems with fertilization.

Costs direct production, feeding

Fig. 1: Mean weekly shrimp growth of different feeding treatments, from Tacon et al 2002.

Coupled with often marked differences – even within countries – in farmers’ feeding methods and culture systems, the shrimp industry is currently in a quandary. How can it best remain profitable in view of increasing global shrimp production, increasing global concern for the environment, increasing feed ingredient prices, decreasing shrimp prices, and increasing import restrictions due to concerns over perceived food safety risks and/or farming/marketing practices?

The bottom line in any commercial farming operation addresses costs, profitability, and the consequent need to tailor production systems – and feeding costs – to what the market is willing to pay for the final product.

Production costs vary widely depending upon the farming system employed. They can range from as low as \$1.00 to 2.00 per kilograms live shrimp for conventional extensive outdoor farming with no external nutrient input to \$4.00 to 7.50 per kilograms live shrimp for intensive indoor farming systems with fertilization and/or supplementary or complete diet feeding.

The problem is further compounded by the fact that in some countries, the development of the sector can be constrained by other factors. These factors can include the cost and availability of land, water, power, labor, and feed. National farm-planning regulations and environmental controls, import/export costs and incentives, and proximity to existing markets also play a role.

Practical feed

Fig. 2: Final body weight of shrimp reared in clean flowing water or pond water and fed a 35%-protein complete diet, the same diet without trace minerals or vitamin premixes, or a 25%-protein complete diet. Values reflect the means of three observations. Error bars represent ± 1 standard deviation. From Decamp et al., 2002.

The consideration of a few basic points can help direct the development of practical shrimp feeds.

Tailor feed formulations. Always tailor feed to the intended shrimp species and farming system, with consideration of shrimp stocking density, water management, and natural food availability.

Recognize natural feeding behaviors. Shrimp do not naturally eat “once or twice during an eight-hour workday,” and will eat continuously if offered food on a little and often basis, as they do in the wild in the absence of predators.

With unrestricted feed access, shrimp have the capacity to grow very fast under both clear water and pond water culture conditions.

For example, growth rates achieved by the first author with Pacific white shrimp (*Litopenaeus vannamei*) grown at moderate and high densities of 55 and 71 animals per cubic meter on a high-quality, 35 percent-crude protein, fishmeal-based diet averaged 1.44 grams per week in outdoor clear-running water tanks. The animals grew 1.98-13.48 grams over an eight-week period at 26.4 to 29.1 degrees-C.

In outdoor zero-water-exchange tanks, animals grew from 1.58 to 18.89 g at 2.1 grams per week over eight weeks at 28.2 to 31.3 degrees-C. When fed all day, shrimp grew over 3 grams per week from weeks 4 to 6 (Fig. 1).

Consider benthic foods. Shrimp have the unique ability to harness food and nutrient particles suspended in the water column and through benthic foraging, in addition to the food provided through compound aquafeeds. In this respect, it is essential to recognize the key nutritional role played by microorganisms in the nutrition and health of shrimp reared under green water or zero-water-exchange culture conditions. Results of a related study are shown in Fig. 2.

(Editor's Note: This article was originally published in the April 2005 print edition of the Global Aquaculture Advocate.)

Now that you've finished reading the article ...

... we hope you'll consider supporting our mission to document the evolution of the global aquaculture industry and share our vast network of contributors' expansive knowledge every week.

By becoming a Global Seafood Alliance member, you're ensuring that all of the pre-competitive work we do through member benefits, resources and events can continue. Individual membership costs just \$50 a year.

Not a GSA member? Join us.

[Support GSA and Become a Member](#)


Authors

-  Albert G.J. Tacon, Ph.D.

Albert G.J. Tacon, Ph.D.


Aquatic Farms
49-139 Kamehameha Highway
Kaneohe, Hawaii 96744 USA

[109,111,99,46,108,111,97,64,110,111,99,97,116,106,103,97]

-  Sergio F. Nates, Ph.D.

Sergio F. Nates, Ph.D.





Zeigler Bros. Inc.
Gardners, Pennsylvania, USA

-  Roderick J. McNeil, Ph.D.

Roderick J. McNeil, Ph.D.

Meridian Aquatic Technologies LLC
Polson, Montana, USA

Share

-  [Share via Email](#)
-  [Share on Twitter](#)
-  [Share on Facebook](#)
-  [Share on LinkedIn](#)

Tagged With

[Albert G. J. Tacon](#) [Sergio F. Nates](#) [Feeding strategies](#) [Roderick J. McNeil](#)

Related Posts

Health & Welfare

[10 paths to low productivity and profitability with tilapia in sub-Saharan Africa](#)

Tilapia culture in sub-Saharan Africa suffers from low productivity and profitability. A comprehensive management approach is needed to address the root causes.

Health & Welfare

[A case for better shrimp nutrition](#)

Shrimp farm performance can often be below realistic production standards. Use proven nutrition, feeds and feeding techniques to improve profitability.

Innovation & Investment

[Acoustic control improves feeding productivity at shrimp farms](#)

In systems recently developed for shrimp farms, passive acoustic-based technology enables sensor-based control of multiple automatic feeders. Improved growth and feed conversion have been recorded at commercial farms using the technology.

Health & Welfare

[Advice for managing predatory birds, part 1](#)

Predatory birds can cause major losses for tilapia farms. As some bird species are protected by law, fish farmers must use non-lethal control techniques.

About The Advocate

The Responsible Seafood Advocate supports the Global Seafood Alliance's (GSA) mission to advance responsible seafood practices through education, advocacy and third-party assurances.

[Learn More](#)

Search Responsible Seafood Advocate



Advertising Opportunities

[2022 Media & Events Kit](#)

Categories

[Aquafeeds](#) [Aquafeeds](#) > [Health & Welfare](#) > [From Our Sponsors](#) > [Innovation & Investment](#) > [Intelligence](#) > [Responsibility](#) > [Fisheries](#) > [Artículos en Español](#) >

Don't Miss an Article

Featured

- [Health & Welfare](#) [An update on vibriosis, the major bacterial disease shrimp farmers face](#)
- [Intelligence](#) [A seat at the table: Fed By Blue team says aquaculture needs a stronger voice](#)
- [Responsibility](#) [Quantifying habitat provisioning at macroalgae cultivation locations](#)

Popular Tags

All Tags ▼






Recent

- [Fisheries](#) [Second Test: Another filler for the fisheries category](#)
- [Fisheries](#) [Test: This is filler for the fisheries Category](#)
- [Aquafeeds](#) [Test Article](#)
- [Responsibility](#) [Study: Climate change will shuffle marine ecosystems in unexpected ways as ocean temperature warms](#)
- [Health & Welfare](#) [Indian shrimp researchers earn a patent for WSSV diagnostic tool](#)



- [About](#)
- [Membership](#)
- [Resources](#)
- [Best Aquaculture Practices \(BAP\)](#)
- [Best Seafood Practices \(BSP\)](#)
- [GOAL Events](#)
- [Advocate Magazine](#)
- [Aquademia Podcast](#)
- [Blog](#)
- [Contact](#)

Stay up to date with GSA

- 
- 
- 
- 
- 

Copyright © 2024 Global Seafood Alliance
All rights reserved.

[Privacy](#)

[Terms of Use](#)

[Glossary](#)